

“How to Integrate Technology in English Lessons”



Sharing by Si Wing Ng
July 8th, 2014

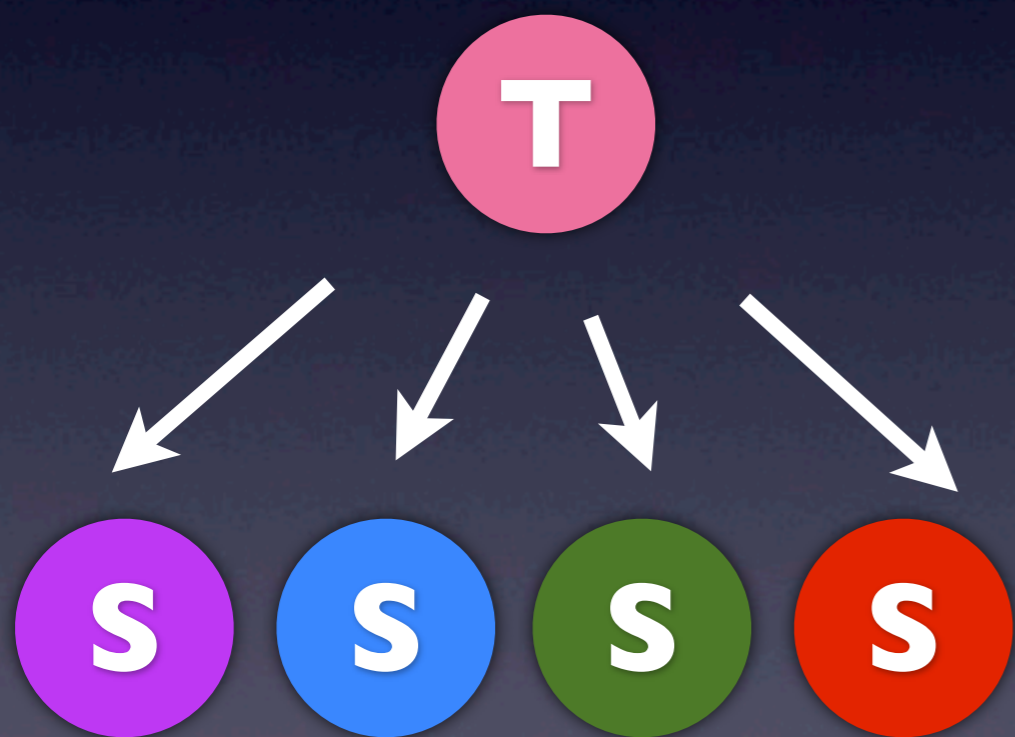
Outline of My Sharing

- What is the difference between a classroom with a traditional setting and a classroom that uses technology?
- How is technology used in my English classroom?
- Examples of lesson plans
- Personal Reflection

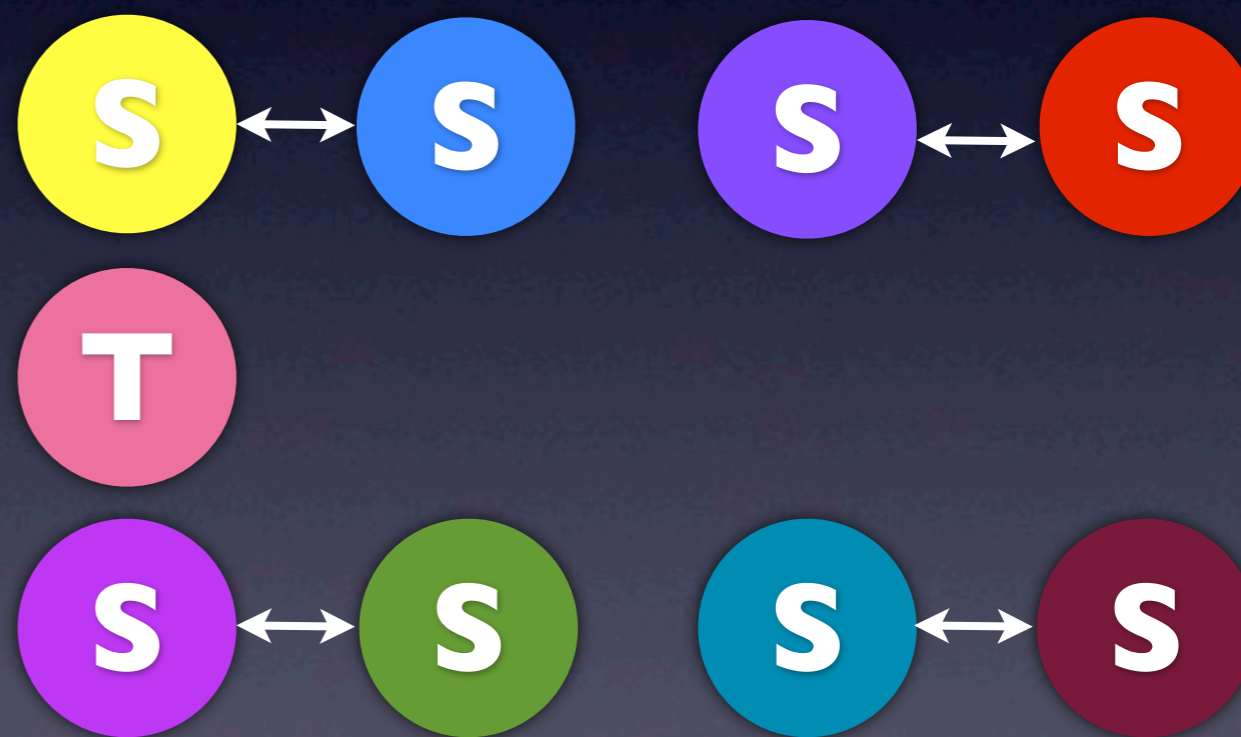
Before Technology is Introduced...

- 2 important questions to ask:
- How will using technology transform my English Classroom?
- How will technology enhance my students' learning?

Traditional Classroom Vs. The 21st Century Classroom



Teacher-Centered



Student-Centered

The 21st Century Classroom

- Produces a **pedagogical change** through the use of iPad
- **Motivates** learning as it engages students in an interactive classroom
- **Enhances** cooperative learning



Using iPads as Tools to Enhance Learning

- Task-Based Learning (TBL)
It focuses on authentic language and on asking students to do **meaningful tasks** using the targeted language.
- Cooperative Learning
Students work **collaboratively** on tasks that are intellectually demanding, creative and involve higher order thinking tasks.

Strategies for Cooperative Learning



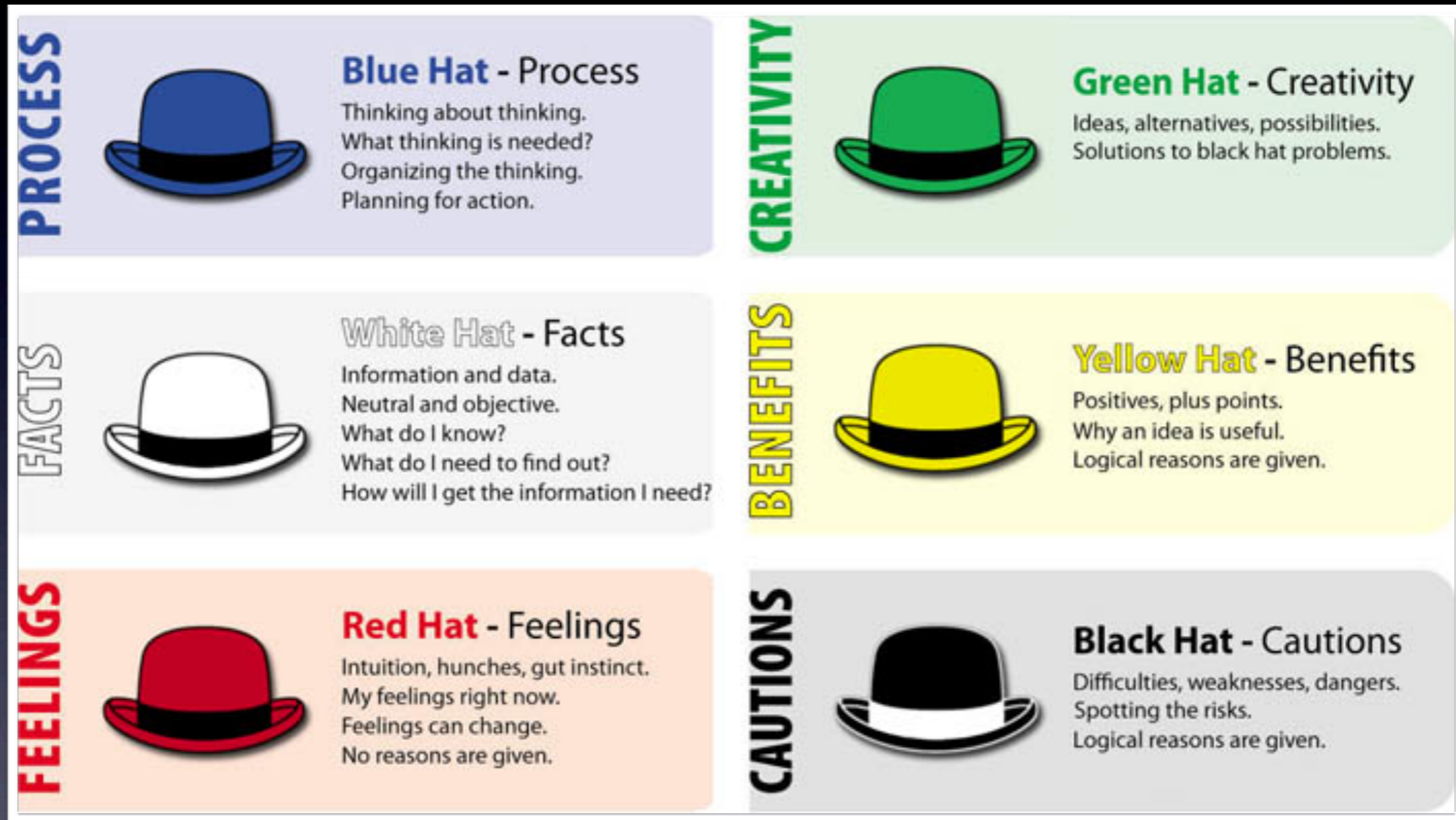
- Think-Pair-Share: To discuss and share responses

Strategies for Cooperative Learning



- Jig-Saw: Students can use the iPad to conduct research.

Strategies for Cooperative Learning



- De Bono's Six Thinking Hats: A tool for group discussions and individual thinking.

Apps for English Teaching and Learning



Popplet - Making mind-maps

Keynote - Doing presentations

Pages - Writing documents

iMovie - Creating videos

Sundry Notes - Writing exercises

Explain Everything - Sharing and presenting

iBook - Creating authentic reading materials



Apps for English Teaching and Learning



Edmodo - Sharing and posting student's work



Padlet - Conducting discussions and sharing ideas at real time

Video Sharing - F.I Classroom



Learning &
Teaching Expo

學與教博覽 2012

**S1C English
Open Classroom
Ms Si Wing**

24 Nov 2012

S.I Lesson Plan I

Topic: Our Environment (Module 2)

Objective: Learning new vocabulary and exploring new concepts by doing inferencing and linking ideas together.

Skills: Reading, Speaking, Poetry writing,
Collaborating

Our Environment

1) Listen to the song “What a Wonderful World” and ask students to find imagery. Compare the pictures painted in the song to the realities of the real world using their five senses.

I see trees of green, red roses too
I see them bloom, for me and you
And I think to myself
What a wonderful world

My Note

I see skies of blue, and clouds of white
The bright blessed day, dark sacred night
And I think to myself
What a wonderful world

My Note



The colours of the rainbow,
so pretty in the sky
Are also on the faces,
of people going by
I see friends shaking hands,
saying, "How do you do?"
They're really saying, "I love you"

I hear babies crying, I watch them grow
They'll learn much more, than I'll ever
know

And I think to myself
What a wonderful world

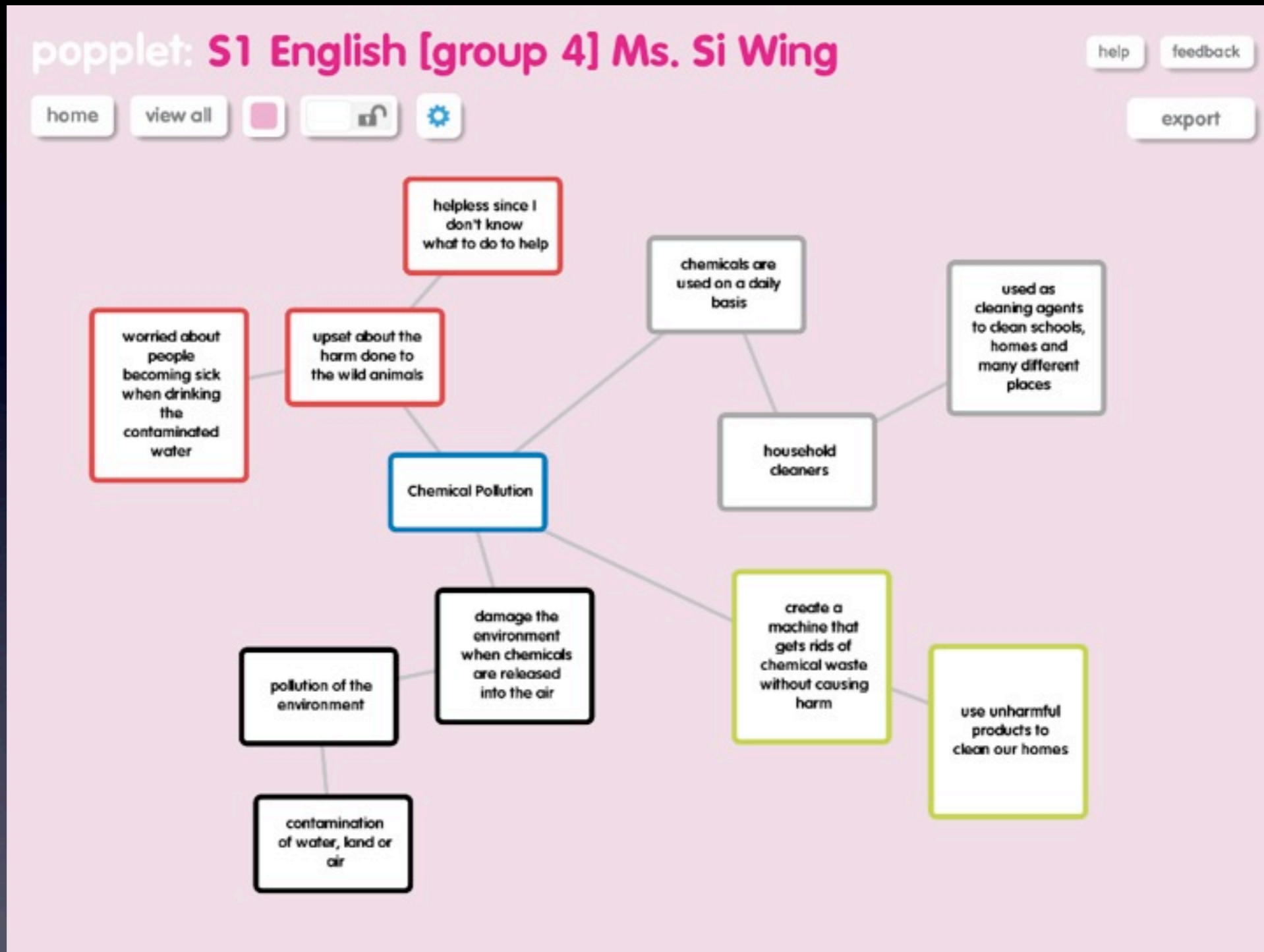
Yes, I think to myself
What a wonderful world

Our Environment

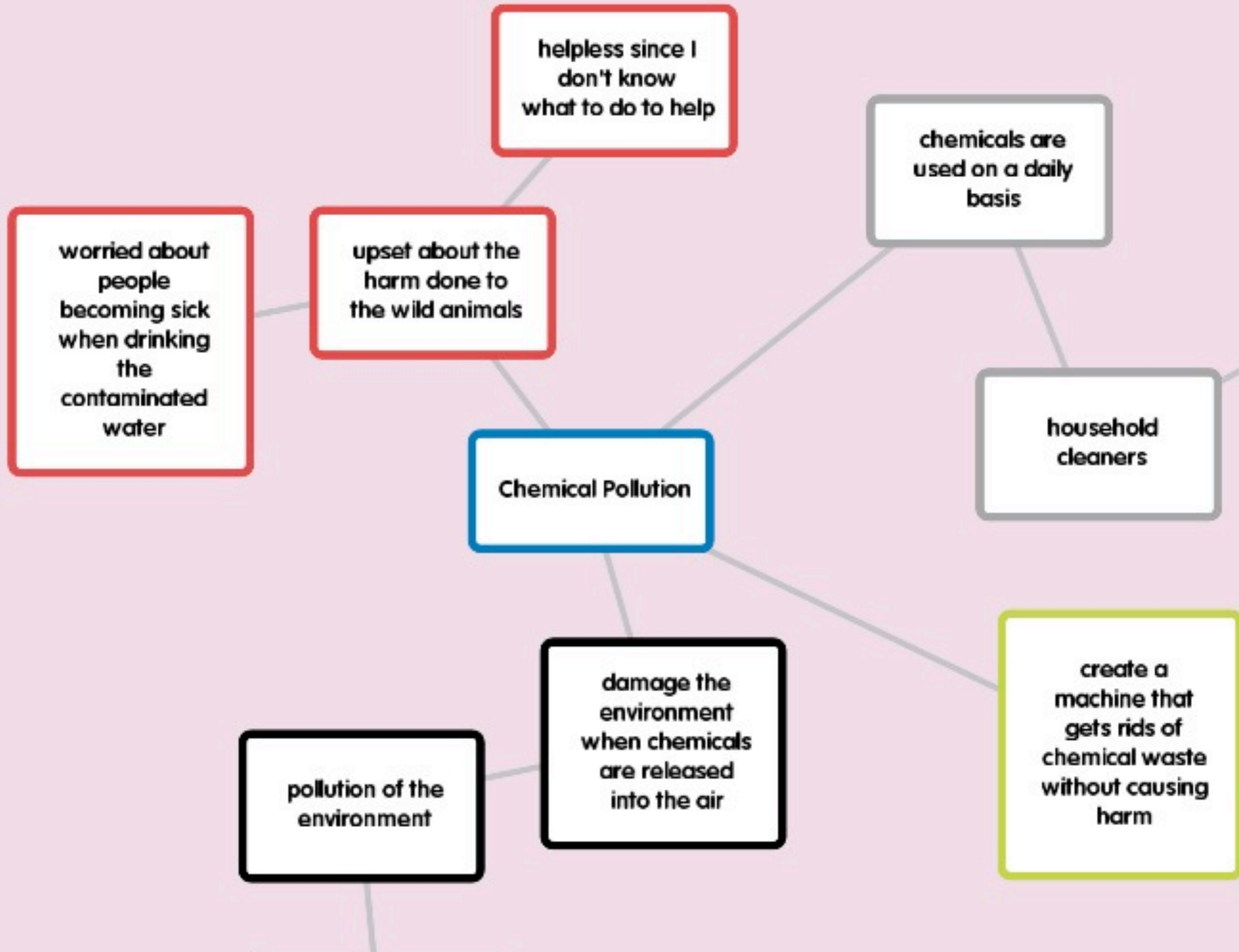


- 2) Give students different environmental issues. (i.e. Climate Change, Pollution and Lack of Landfills).
- 3) Students will conduct research on these environmental issues on the internet through the websites that have been prepared for them.

Our Environment



4) Create a “Thinking Hats” mind-map to organize ideas according to the attitude of the hat.



Our Environment

Search posts, groups, users, apps and more...

Mar 20, 2013

Lam Yan Kiu Joyce 2. to **S.1 English (Group 4)**

Petroleum is limited
The world of us is destroyed
Stop using the petroleum fuel
To the world don't be so cruel

The petroleum spills
The world is dirty which is so real
To remove this awful feel
Using this kind of fuel should be reduce

2 Replies · Share

Nov 26, 2012

Yau Yuet Hang Nicole 2. · Nov 26, 2012

Great job! you are doing good in the rhyming words and fitting the lyrics into the song! easy to sing! Like ^^

Cheung To Ka Dorcas . · Nov 27, 2012

very good in talking about petroleum i have learn a lot

Type a reply...

5) Rewrite two stanzas of the song using simile and imagery. Post it on Edmodo for sharing.

Our Environment



Search posts, groups, users, apps and more...

· Reply · Share



Lam Yan Kiu Joyce 2. to S.1 English (Group 4)

Petroleum is limited

The world of us is destroyed

Stop using the petroleum fuel

To the world don't be so cruel

The petroleum spills

The world is dirty which is so real

To remove this awful feel

Using this kind of fuel should be reduce

· 2 Replies · Share



Yau Yuet Hang Nicole 2. · Nov 26, 2012

S.1 Lesson Plan 2

Topic: The End of Face to Face

Objective: A lesson on news article comprehension and writing a problem- solutions composition.

Skills: Reading, Speaking, Writing a problem- solutions composition, Collaborating

The End of Face to Face

Procedures:



- 1) Watch a video on youtube that depicts how severely people are attached to their mobile phones.
- 2) Read the news article “The End of Face to Face” and allow students to search for definitions and jot down the main ideas of each paragraph.

The End of Face to Face



- 3) Organize ideas from the article by creating a 'Thinking Hats' mind-map. Students can share their ideas on Padlet.
- 4) Get into groups to explore the 'Green Hat'. Students can come up with creative ideas on how to encourage people to detach from their mobile phones.

The End of Face to Face

香港真光中學

True Light Middle School Of Hong Kong

Subject : English

Name : Chan Hiu Wai Christabel (3)

Date : 4th October, 2013.

Class : S. 1C

The End of Face-to-Face

The smartphones are being improved and they are becoming more and more modern, so is the Internet. People are using technology more than ever. WhatsApp, Facebook, Twitter and Instagram are becoming more common. However, we are having less communication with people around us. ✓ clear intro!

The Internet and technology is giving us much convenience. It is very simple to communicate with family or friends who are on the other side of the globe. ✓ It is an easier job to search for information on the Internet than

5) For homework, write a problems- solution essay presenting the ideas and solutions from their mind-map.

S.1 Lesson Plan 3

Topic: If I Won the Lottery

Objective: Language focus on the grammar point
Conditionals 2

Skills: Reading dialogue, Speaking, Writing a journal
entry, Collaborating

If I Won the Lottery

Procedures:

- 1) Read the dialogue between Mike and Sulley on Edmodo.
- 2) Ask students to formulate sentences using 'If I had free time, I would...'
- 3) Teacher teach how Conditionals 2 is formed and show examples.
- 4) To set the context of the topic, students listen to the song "If I had a million dollars" on youtube.
- 5) Play the game Conditionals 2 Tic-Tac-Toe.
- 6) For consolidation, students are to write a journal entry using Conditionals 2.



Developing Students' 21st Century Skills



Media Literacy



Communication



Creativity



Problem Solving

Technology Can Be Used **Daily**



Check for vocabulary meaning



Create mind-map to organize ideas



A platform for students to share and respond to each other



Create authentic materials on iBook



Give students a chance to be creative

Personal Reflection

- **Motivates** learning as it engages students in an interactive classroom
- **Enhances** cooperative learning
- **Promotes** high-order-thinking
- **Enrich** students's language skills



