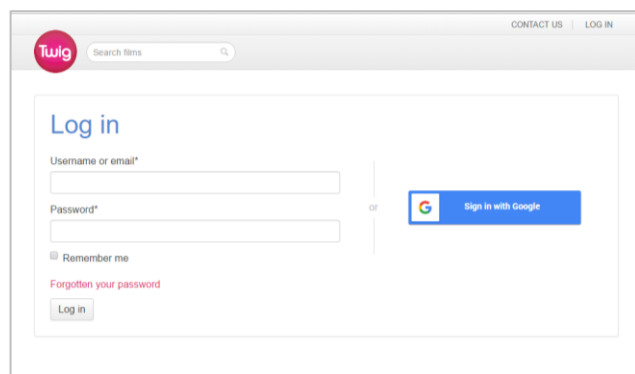
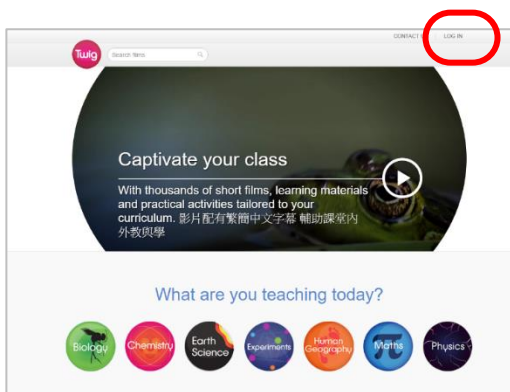


Twig - 教師帳戶手冊

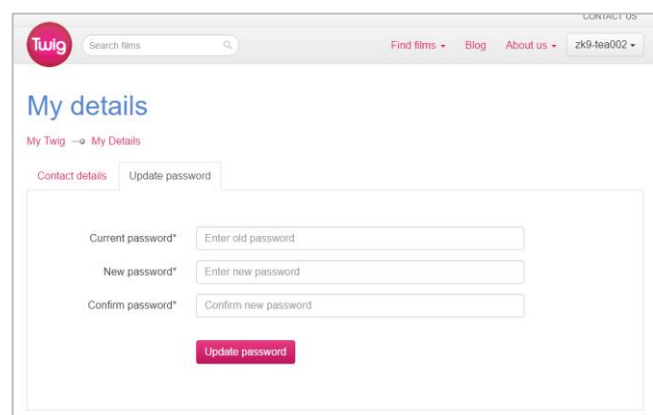
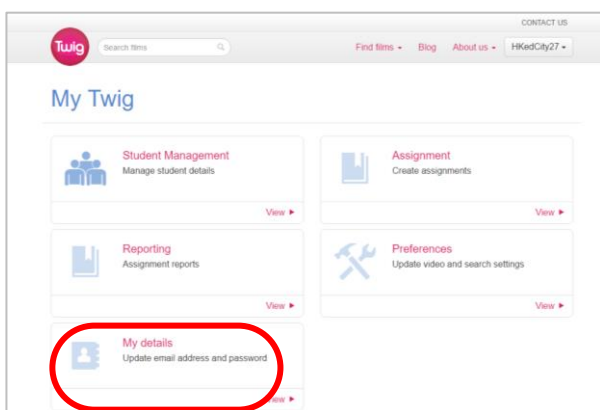
Log in to Twig

1. 進入 www.twig-world.com，按「LOG IN」登入
2. 以下列資料首次登入
 - i. 「Username or Email」：教城登入名稱或已提供的電郵
 - ii. 「Password」：預設密碼組合為「教城學校代號-電郵帳號」，例：教城學校代號為 abc，已提供的電郵為 wongsiukeung@gmail.com，預設密碼為 abc-wongsiukeung



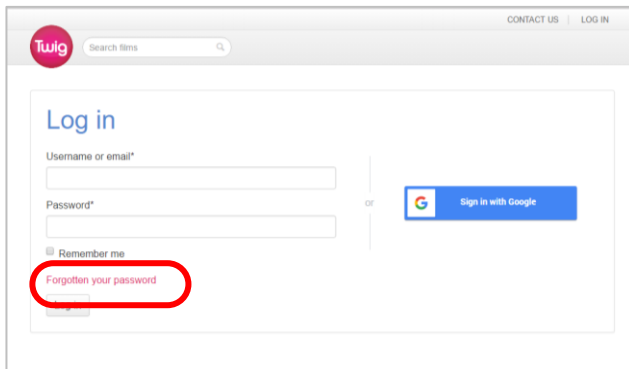
3. 首次登入後更改密碼

- i. 在「My Twig」中，選「My details」，再選「Update password」
- ii. 在「Current password」中，輸入預設密碼
- iii. 在「New password」及「Confirm password」中，輸入新密碼
- iv. 按「Update password」完成更改密碼



忘記密碼

- 到登入版面上的「Forgotten Your Password」，輸入登入電郵，系統會發出重設密碼的電郵至該地址



The screenshot shows the Twig login interface. At the top left is the Twig logo and a search bar labeled 'Search films'. At the top right are links for 'CONTACT US' and 'LOG IN'. The main content area is titled 'Log in' and contains two input fields: 'Username or email*' and 'Password*'. To the right of these fields is a 'Sign in with Google' button. Below the input fields is a 'Remember me' checkbox. A red circle highlights the 'Forgotten your password' link located below the 'Remember me' checkbox.