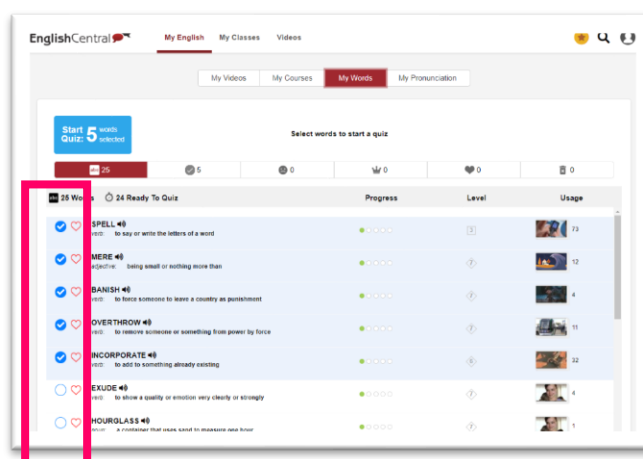
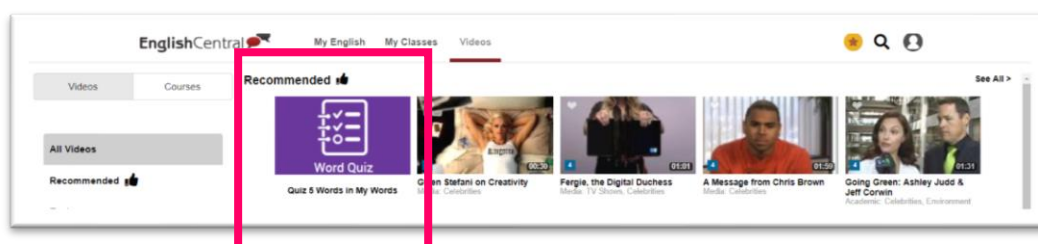


eREAP – EnglishCentral: Expand Vocabulary Effectively (Teaching Ideas)

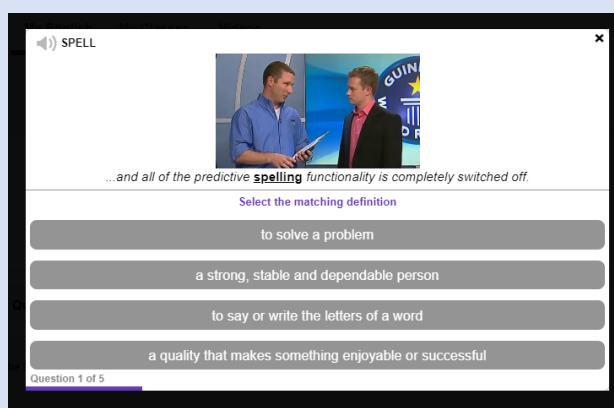
One of the common challenges for students worldwide in language learning is the lack of vocabulary. Whether students want to improve in reading, speaking, listening or writing skills, there is a huge need for expanding frequently-used vocabulary. They can make use of ‘My Words’ - an effective vocabulary consolidation tool on EnglishCentral.

Using ‘My Words’

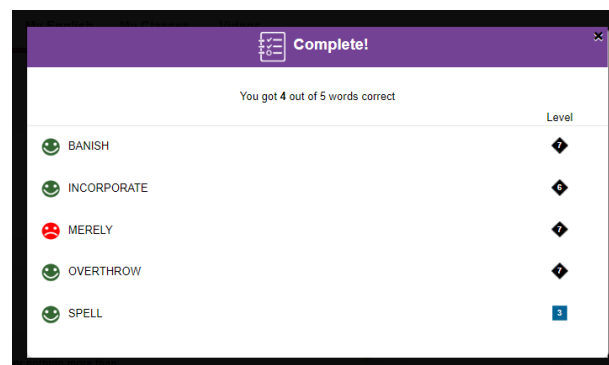
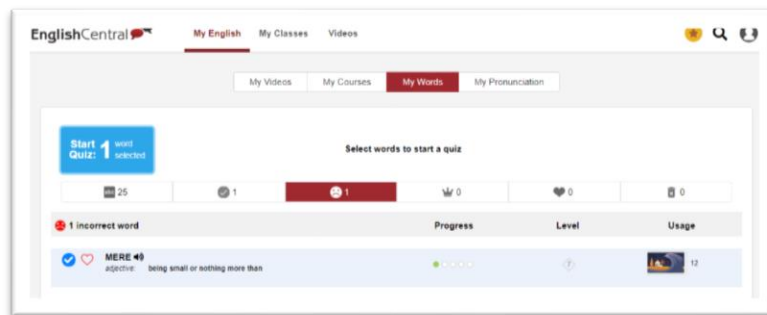
Step 1: After logging in, students go to “My Words” on the top left corner of the video list, and select the words they want to revisit in previously watched videos.



Step 2: Take the quiz. Students can revise the definitions of these words through mini quizzes with authentic examples, so they are also learning the usage of these words in sentences.



Step 3: Student can revise the words again that he/she did not answer correctly by selecting the words and do the quiz again.



Tips

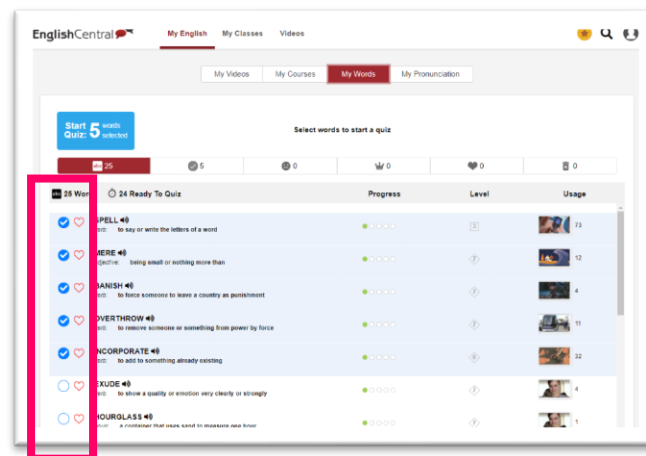
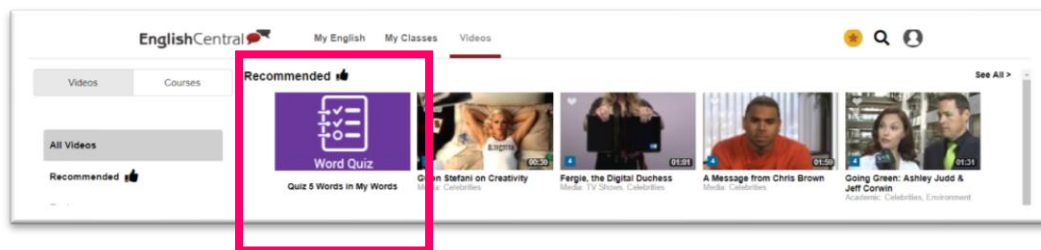
- ✧ Encourage students to use My Words before tests or exams to get themselves well prepared, especially for the writing paper.

eREAP – EnglishCentral：豐富詞彙（教學建議）

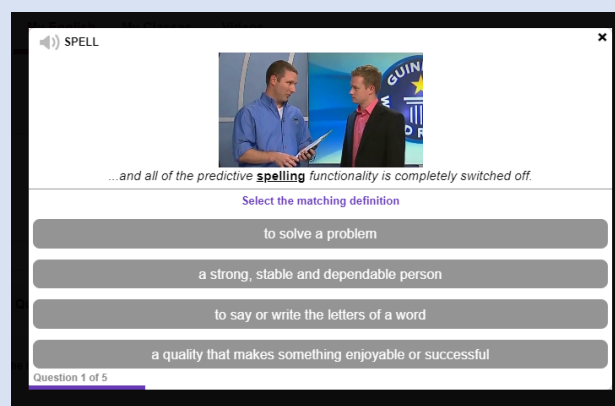
世界各地學生在學習語言時普遍面對詞彙量不足的問題。教師教授學生聽、說、讀、寫技巧時，提昇詞彙能力是當中重要課題。學生可活用 EnglishCentral 平台「My Words」功能，幫助自己有系統地重溫學過的詞彙。

使用 My Words 溫習詞彙

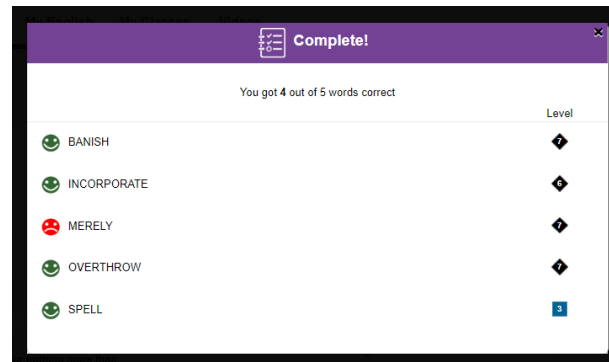
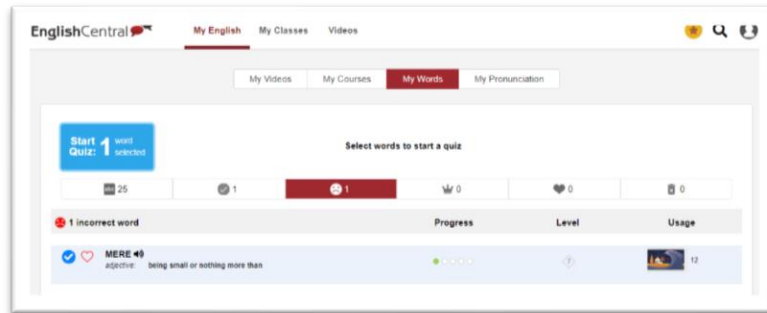
步驟一：學生登入 EnglishCentral，前往影片列表的左上方的「My Words」，然後別選在以往看過的影片中想重溫的詞彙。



步驟二：進行測驗。學生可透過包含真實語境的簡短影片，重溫在以前觀看影片時學習過的常用詞彙（高頻率字彙，high-frequency words）。因此學生不只能重溫字義，亦能學習到應用該詞彙。



步驟三：學生如有答錯，可再次別選那些答錯了的詞彙進行測驗。



小貼士

✧ 鼓勵學生於測驗或考試前善用「My Words」，花一點時間溫習詞彙，在作文卷上特別能大派用場。