

eREAP – BrainPOP Suggested Lesson Plan

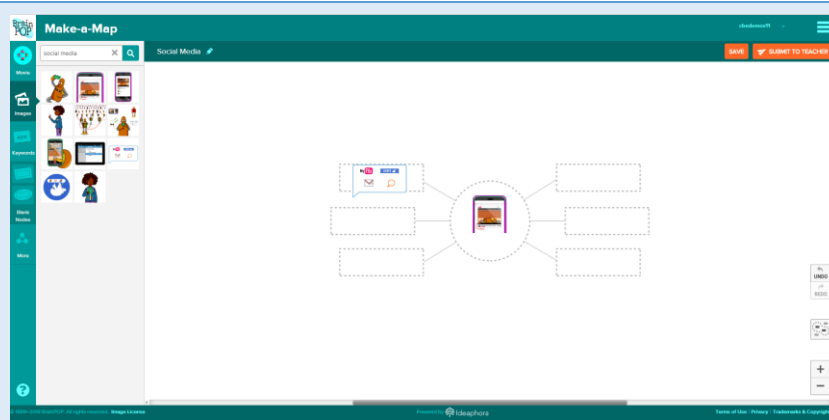
We use social media almost every day, yet do we know what ‘goods’ and ‘bads’ social media bring us? Join Nat and Moby with your students to share how social media affect us and the importance to use social media wisely.



Social Media

<https://www.brainpop.com/technology/communications/socialmedia/>

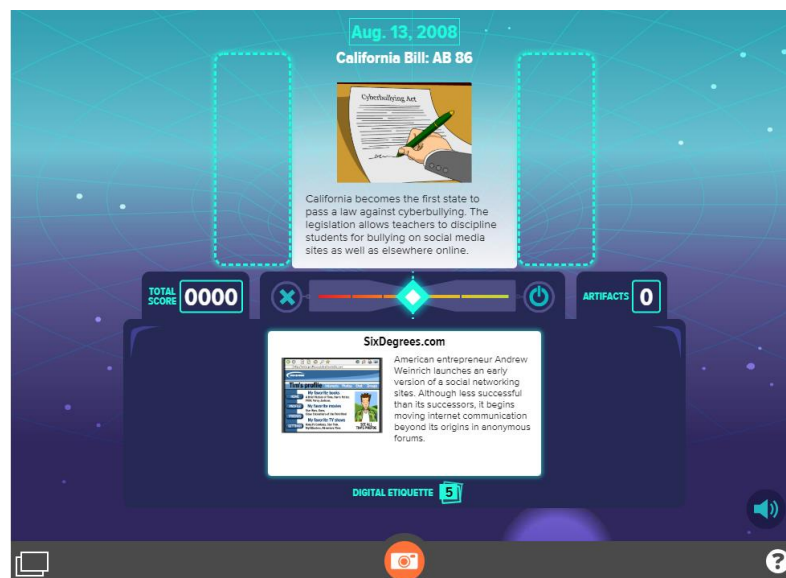
Suggested Lesson Plan (60 – 70 minutes / 2 lessons)	
Objective	Students will be able to: <ul style="list-style-type: none"> - recognise the advantages and impacts of using social media - recognise the importance to use social media wisely - make use of the mind-map to organise ideas
Pre-class	<p>[10 minutes]</p> <ol style="list-style-type: none"> 1. Give the link or QR code of the topic to the students, and ask them to watch the MOVIE at home. 2. Ask students to complete and submit the ‘QUIZ’ at home.
During-class activity	<ol style="list-style-type: none"> 1. [5 minutes, whole class/ pairs] Warm-up activity <ul style="list-style-type: none"> ● Ask questions relevant to the topic and pick individual for 1-minute response ● e.g. Do you like using Facebook/Twitter/Instagram? What do you usually do on these social media? etc. ● Pair-sharing: take turns to share answers with their partners 2. [15 minutes, pairs/small groups] In-Class discussion <ul style="list-style-type: none"> ● Questions: Can we share these photos? (show some photos that are appropriate for sharing and some do not. E.g. photos on your birthday party, photo of your student card etc...) 3. [20 minutes, pairs/small groups] Make-a-map <ul style="list-style-type: none"> ● Question: What are the advantages and impacts of using social media?



4. [20 minutes] Presentation and round-up

After-class activity

1. Writing exercise: Write a short article about the advantages and disadvantages brought by social media.
2. Encourage students to try games relevant to the topic in 'GAMEUP'



3. More resources are available to students in 'NEWSLA' sections.

Tips

Teacher can encourage students to update the concept map at different stages when learning the topic, so students will also see their own progress. The concept map would come in useful when doing revision before exam too.

Extension topics:

Online safety:

<https://www.brainpop.com/technology/digitalcitizenship/onlinesafety/>

Internet:

<https://www.brainpop.com/technology/computerscience/internet/>

Reference resources:

Digital citizenship:

<https://www.brainpop.com/digitalcitizenship/>

eREAP – BrainPOP 教學建議

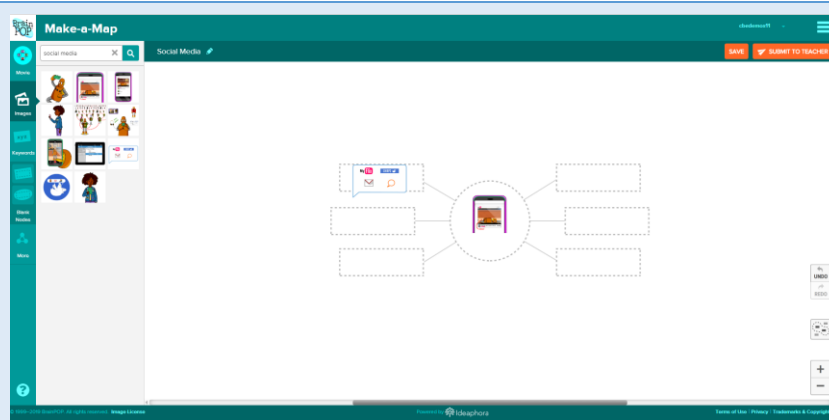
我們日常生活中經常使用社交媒體，又有否注意到社交媒體對我們有甚麼影響呢？與學生一起跟隨 Nat 和 Moby，探討社交媒體的影響及正確使用社交媒體的重要吧！



Social Media

<https://www.brainpop.com/technology/communications/socialmedia/>

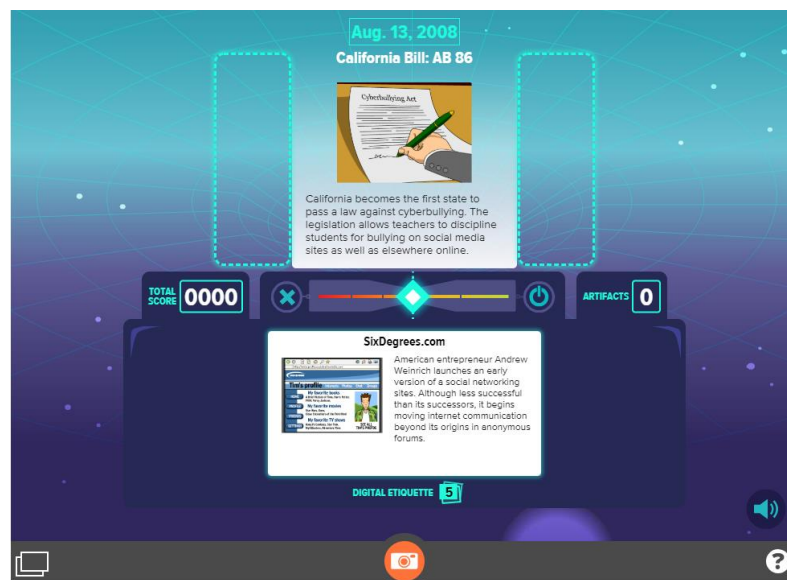
建議教案 (60 – 70 分鐘 / 2 課節)	
教學目標	學生能： <ul style="list-style-type: none"> - 明白使用社交媒體的好處和壞處 - 明白適當使用社交媒體的重要 - 利用腦圖組織意見
課前	[10 分鐘] <ol style="list-style-type: none"> 1. 利用連結或二維碼派發影片，學生先在家觀看影片 2. 學生在家完成「QUIZ」小測
課堂	<ol style="list-style-type: none"> 1. [5 分鐘, 全班/ 二人一組] 熱身活動 <ul style="list-style-type: none"> ● 提問有關課題並指派學生回應，例如：你喜歡使用社交媒體嗎？如 Facebook/Twitter/Instagram，你會在社交媒體上做些甚麼？等等 ● 二人一組分享看法 2. [15 分鐘, 二人一組或小組] 課堂討論 <ul style="list-style-type: none"> ● 問題：這些相片適合分享到社交媒體嗎？為甚麼？(展出相片如 生日會合照、含有學生証資料的相片等等) 3. [20 分鐘, 一人一組或小組] 製作腦圖 <ul style="list-style-type: none"> ● 問題：社交媒體有甚麼好處和影響？



[20 分鐘] 分組分享及總結

課後

1. 寫作練習：寫出社交媒體的好處及其影響。
2. 可鼓勵學生試玩「GAMEUP」有關社交媒體主題的遊戲。



3. 「NEWSLA」有更多相關主題的資源供教師使用。

小貼士

鼓勵學生在學習此課題的不同階段豐富腦圖的內容。學生不但能在當中看見自己學習的進程，他們日後更可用腦圖作試前溫習，非常方便。

延伸主題：

網絡安全 Online safety:

<https://www.brainpop.com/technology/digitalcitizenship/onlinesafety/>

互聯網 Internet:

<https://www.brainpop.com/technology/computerscience/internet/>

參考資源

數碼公民 Digital citizenship:

<https://www.brainpop.com/digitalcitizenship/>