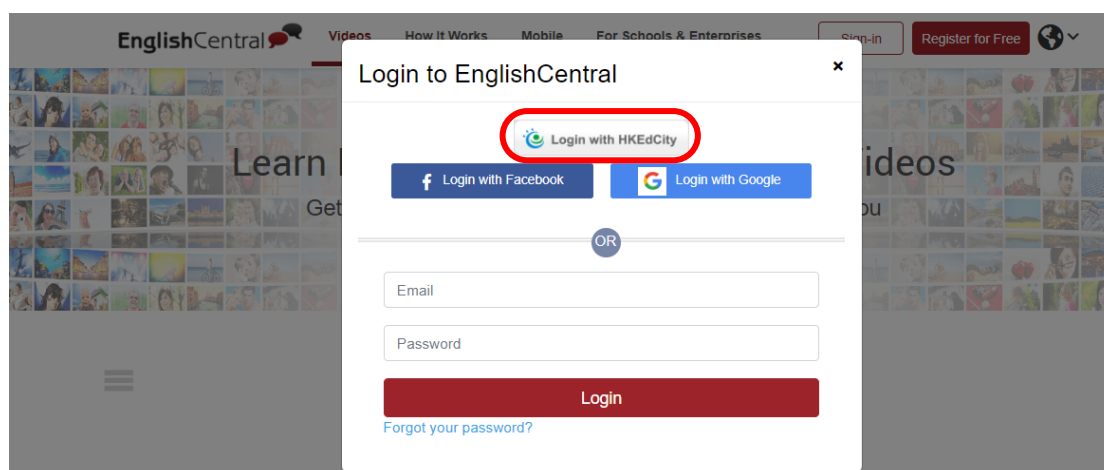
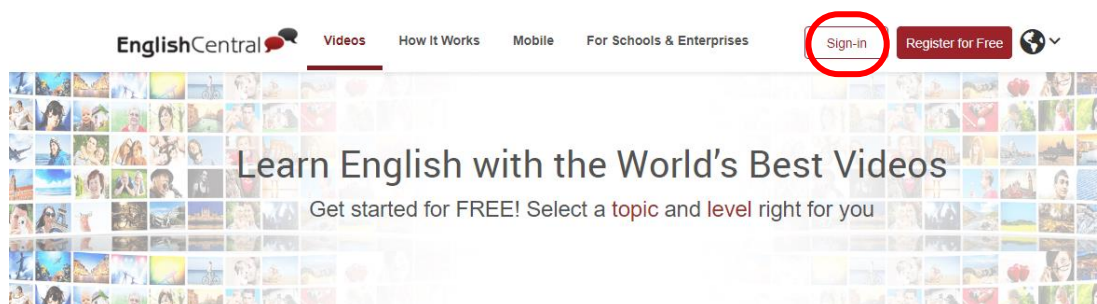



EnglishCentral - User Guide of Student Account

Log in to EnglishCentral


1. Visit www.englishcentral.com/videos, and click 'Sign-in', then click 'Login with HKEdCity'





2. Use the information below to log in and confirm to authorise the eResource provider to access your information including school name, class information, class number and your name for eligible access checking.
 - i. Username: HKEdCity login ID
 - ii. Password: HKEdCity login password

Hong Kong Education City - EdConnect 

以其他帳戶登入 /
Login with third party account :

 Facebook

 Google

 Windows Live ID

 YAHOO!

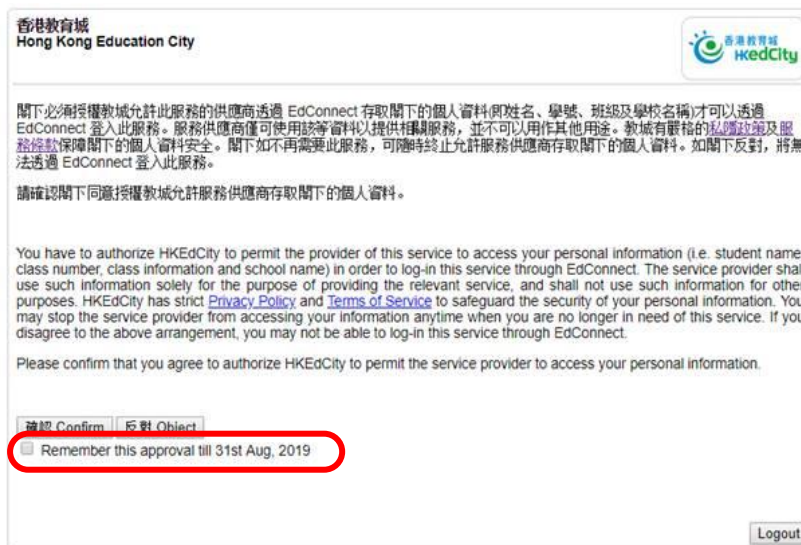
以電郵地址或教城帳戶登入 /
Login with email address or HKEdCity login ID :

登入名稱 / Login ID

密碼 / Password

[忘記密碼 Forget Password](#)

- iii. User can confirm the authorisation by checking the box 'Remember this approval till 31st Aug, 2019' once, or confirm each time during login.



Forgot Password

- Seek help from responsible teacher; or
- For using email as login, you may enter the login email and a reset password email will be sent to this email
- Contact HKedCity on 2624 1000 or info@hkedcity.net if necessary. For the service hours of enquiry hotline, please visit www.hkedcity.net/contactus

