

eREAP Seppo – Giving Directions

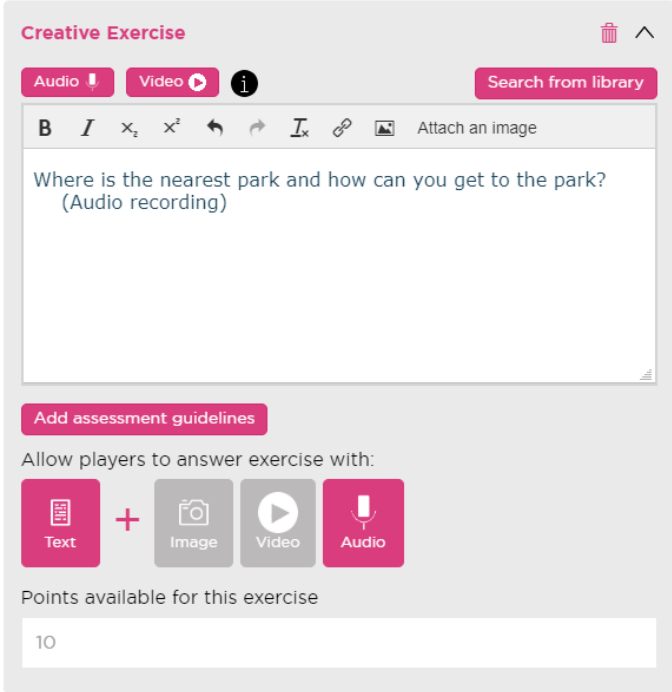
(For primary schools)

Learning Objectives

Students should be able to

- recognise and describe places around the community
- ask and give directions using direction words e.g. Where is...?, go straight, walk across, turn left/ right, next to, etc.

Duration: 60 minutes / 2 lessons

<p>Preparation</p>	<p>Teacher creates a customised Seppo activity with checkpoints around your school.</p> <p>Set up 3-4 checkpoints in the community around your school. e.g. Parks, Sports ground, Library, Swimming pool, Cinema, Bank, Bookshop, Church, Hospital, Supermarket, Shopping centre, Post office, Restaurant etc.</p>
<p>Activity 1 20 mins</p>	<p>Checkpoint 1: School</p> <p>Start the activity from your school.</p> <p>1. Where is the nearest park and how can you get to the park? (Audio recording)</p> <p>Make use of direction words: Go straight along ... ; Walk across ... ; Turn left/right into ...</p>  <p>2. Name 3 public facilities around your school. (Short answer) E.g. Hospital, Post office, Library etc.</p>
<p>Activity 2 20 mins</p>	<p>Checkpoint 2: Park</p> <p>1. What are the opening hours of the Park? (Multiple choice)</p>

2. Take a photo of an old tree and write down its name. (Upload photo)

3. Draw a simple map of the park to indicate the position of the old tree and the locations of plants in the park. (Upload drawing)










Activity 3
20 mins

Checkpoint 3: Sports Centre

1. Check the facilities that can be found in the Sports centre. (Checklist)

Facility	Points	Action
<input type="checkbox"/> Basketball Court	1	Add image
<input type="checkbox"/> Table Tennis Room	1	Add image
<input type="checkbox"/> Football Court	0	Add image
<input type="checkbox"/> Squash court	1	Add image
<input type="checkbox"/> Bowling Alley	0	Add image

2. Match the images with the corresponding sports. (Matching)
Badminton; Squash; Tennis; Table tennis; Basketball etc.

	<div data-bbox="365 199 1046 1211"> <p>Answer options</p> <div data-bbox="381 248 976 300"> <input type="text" value="Badminton"/> <input type="text" value="1"/> <input type="text"/>  </div> <div data-bbox="442 311 564 360"> <input type="button" value="Add image"/> </div> <div data-bbox="799 311 954 360"> <input type="button" value="Add image"/>  </div> <div data-bbox="767 371 971 613">  </div> <div data-bbox="381 633 976 685"> <input type="text" value="Squash"/> <input type="text" value="1"/> <input type="text"/>  </div> <div data-bbox="442 696 564 745"> <input type="button" value="Add image"/> </div> <div data-bbox="799 696 954 745"> <input type="button" value="Add image"/>  </div> <div data-bbox="767 752 971 918">  </div> <div data-bbox="381 938 976 990"> <input type="text" value="Tennis"/> <input type="text" value="1"/> <input type="text"/>  </div> <div data-bbox="442 1001 564 1050"> <input type="button" value="Add image"/> </div> <div data-bbox="799 1001 954 1050"> <input type="button" value="Add image"/>  </div> <div data-bbox="767 1057 971 1207">  </div> </div> <p data-bbox="320 1240 1461 1323">3. How can you get to the nearest bus stop / MTR station from the sport centre? Write down your route. (Short answer)</p>
<p>After-activity / In-class</p>	<ol data-bbox="320 1391 1246 1473" style="list-style-type: none"> 1. Revision on the vocabularies about the places near school 2. Reinforce the use of direction words in asking and giving directions.

Tips:

1. The suggested activity time does not include travel time between checkpoints. Extra time may be needed depends on the distance between checkpoints.
2. Teachers may use diverse question types in Seppo to set up tasks. The question types supported by Seppo are: Multiple choice, Checkbox, Missing word, Match pair and creative exercise such as Uploading image, audio and video.
3. Teachers can edit the activity to customize for their school situation.
4. Teachers may refer to detailed [user guide](#) for setting up a Seppo activity.

(小學適用)

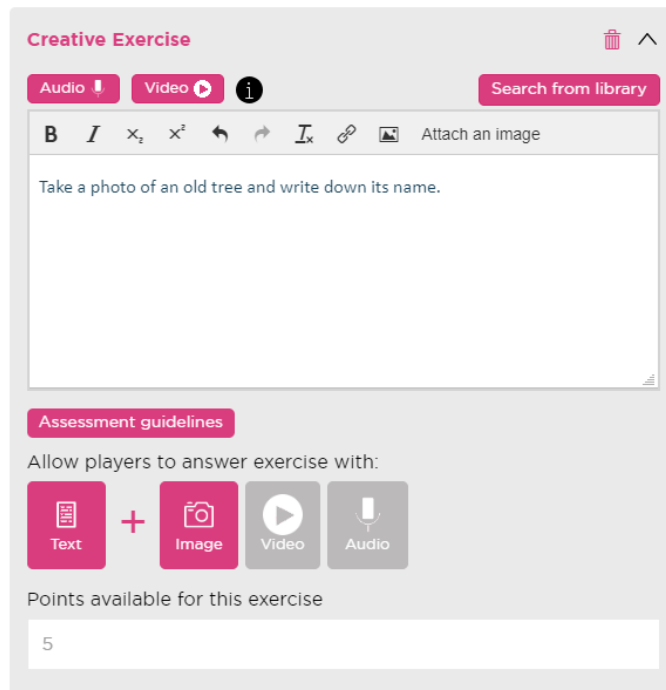
學習目標

學生應能

- 辨別及描述社區內的一些地方
- 學習指示方向的句式，例如：…… 在哪個方向？，首先……然後……；向前走、向左/右轉等

時間：60 分鐘

<p>課前預備</p>	<p>教師運用 Seppo 在學校附近製作遊蹤活動。</p> <p>以學校為中心，在學校附近的社區設計 3 至 4 個任務地點，例如：公園、運動場、圖書館、泳池、戲院、銀行、書局、教堂、醫院、超市、商場、郵局、餐廳等。</p>
<p>活動 1 20 分鐘</p>	<p>任務 1：學校 從學校開始活動。</p> <p>1. 最近的公園在哪個方向？你會如何走到該公園？（錄音作答） 參考詞彙： 向前走……；橫過……；向左/右轉到……</p>  <p>2. 指出學校旁邊三個公共設施（简答题）如醫院、郵局、圖書館等</p>
<p>活動 2 20 分鐘</p>	<p>任務 2：公園</p> <p>1. 公園的開放時間為？（多項選擇）</p> <p>2. 拍攝一棵古老的大樹並寫下其名稱。（上載相片）</p>

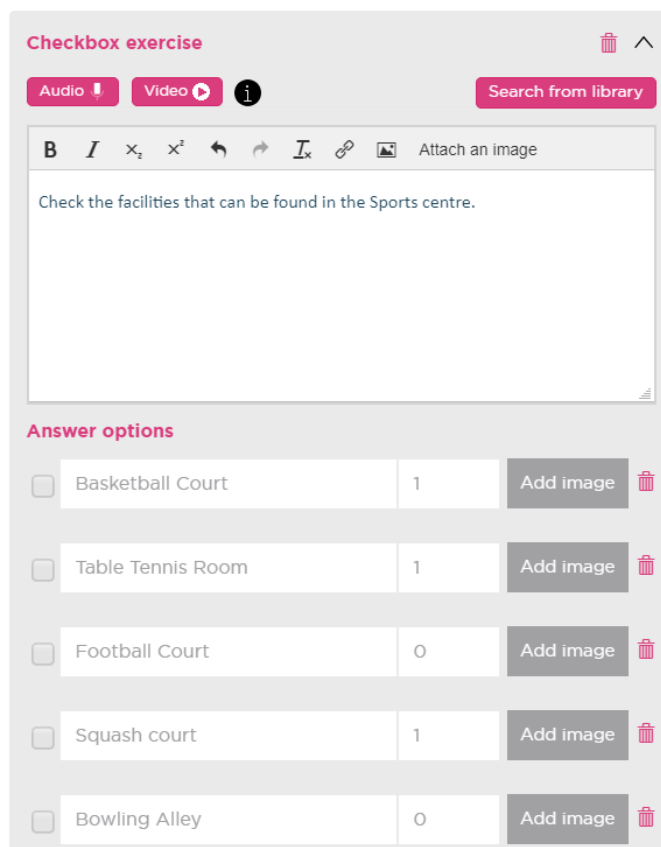


3. 繪畫一張簡單的地圖，並標示大樹的位置，及公園內植物的分佈。(上載圖像)


活動 3
20 分鐘

任務 3：體育館

1. 剔選出以下可以在體育館找到的設施。(選單)



2. 配對適當的運動及其圖片 (配對)
羽毛球、壁球、乒乓球、籃球等。

	<div data-bbox="363 197 1046 1211" style="border: 1px solid #ccc; padding: 10px;"> <p>Answer options</p> <div style="display: flex; justify-content: space-between; align-items: flex-start; margin-bottom: 10px;"> <div style="border: 1px solid #ccc; padding: 5px; width: 150px;">Badminton</div> <div style="border: 1px solid #ccc; padding: 5px; width: 50px; text-align: center;">1</div> <div style="border: 1px solid #ccc; padding: 5px; width: 100px;"></div> <div style="color: red; font-size: 1.2em;">🗑️</div> </div> <div style="display: flex; justify-content: space-around; margin-bottom: 10px;"> <div style="background-color: #888; color: white; padding: 5px 10px; border-radius: 3px;">Add image</div> <div style="background-color: #888; color: white; padding: 5px 10px; border-radius: 3px;">Add image 🗑️</div> </div>  <div style="display: flex; justify-content: space-between; align-items: flex-start; margin-bottom: 10px;"> <div style="border: 1px solid #ccc; padding: 5px; width: 150px;">Squash</div> <div style="border: 1px solid #ccc; padding: 5px; width: 50px; text-align: center;">1</div> <div style="border: 1px solid #ccc; padding: 5px; width: 100px;"></div> <div style="color: red; font-size: 1.2em;">🗑️</div> </div> <div style="display: flex; justify-content: space-around; margin-bottom: 10px;"> <div style="background-color: #888; color: white; padding: 5px 10px; border-radius: 3px;">Add image</div> <div style="background-color: #888; color: white; padding: 5px 10px; border-radius: 3px;">Add image 🗑️</div> </div>  <div style="display: flex; justify-content: space-between; align-items: flex-start; margin-bottom: 10px;"> <div style="border: 1px solid #ccc; padding: 5px; width: 150px;">Tennis</div> <div style="border: 1px solid #ccc; padding: 5px; width: 50px; text-align: center;">1</div> <div style="border: 1px solid #ccc; padding: 5px; width: 100px;"></div> <div style="color: red; font-size: 1.2em;">🗑️</div> </div> <div style="display: flex; justify-content: space-around; margin-bottom: 10px;"> <div style="background-color: #888; color: white; padding: 5px 10px; border-radius: 3px;">Add image</div> <div style="background-color: #888; color: white; padding: 5px 10px; border-radius: 3px;">Add image 🗑️</div> </div>  </div> <p data-bbox="316 1238 1203 1272">3. 從體育館到最近的巴士站/鐵路站的路線是怎樣？（短答題）</p>
<p>活動後 / 課堂中</p>	<ol style="list-style-type: none"> <li data-bbox="316 1339 580 1373">1. 重溫地方詞彙。 <li data-bbox="316 1384 676 1417">2. 重溫指示方向的句式。

小貼士：

1. 由於建議活動時間未包括任務之間的路程所需的時間，整體活動視乎任務之間的距離可能需要額外時間。
2. 教師可運用多種題型設定題目，如多項選擇題、選單題、填充題、配對題及創作題，如上載圖像、錄音或影片。
3. 教師可編輯活動教案以製作切合學校情況的活動。
4. 教師可參考詳細[用戶指引](#)，了解如何在 Seppo 設定活動。