

## Organizing Reading Workshop

Kitty TSE Kit-Ling / October 2006

### Taking the first Step

- Proper attitude
- Reasonable expectation
- Benefits of Reading
- .....
- .....
- Reading as a pastime

### Knowing your target group

#### Who

- Age: 5-6, 5-7, 6-8, 7-9, 8+
  - Ability: Beginners, Elementary, Intermediate, Advanced
  - Group Size: 8 – 12
- Individual Difference

#### Group Stage

1. Formation : group members may change according to age & competence
2. Growth
3. Maturity
4. Termination => new grouping

### Defining the Structure

#### When

- After school / Saturday
- Once / Twice a week
- 45 minutes to 1 hour 15 minutes per session

### Where

- Setting & supporting facilities

## Getting prepared

### Choosing a suitable book

#### 1. Fiction vs non-fiction

- Some stories are for sharing.
- Some stories cheer you up.
- Some stories help you grow up.
- Some stories brighten up bedtime.
- Some stories go straight to your heart.
- Some stories help you get over difficult times.
- Some stories make you hungry.
- Some stories make you dream.
- Some stories have a surprise on every page.

#### 2. Illustration

#### 3. Fonts & font size

#### 4. Practice... perfect

## Planning a session

[Example of 1-hour lesson]

1. Warm up ...3 – 8 minutes
2. Interactive Storytelling ...12 – 25 minutes
3. Games & Activities ... 2 – 5 activities depending on nature and time required
4. Assignment... no writing PLEASE!

### Warm up game / activity

- Simon says
- Passing “the hot potato”
- I spy...

### **Interactive Storytelling**

- Pronunciation, choice of words
- Tone & intonation
- Special effect
- Eye contact & use of silence
- Non-verbal and body language
- Props

### **Games & Activities**

- Reading Aloud: individually /pair-up /in group
- Quiz: Closed end / Open end Questions
- Observation
- Listening & reading comprehension
- Arts and Craft
- Folding, cutting, rolling, tearing, gluing
- Collage
- Experiment
- Word Games

### **Assignment**

- Home Reading
- Home Project
- Survey
- Observation
- Prepare a GAME !

### **Demonstration**

1. Do-Do
2. Quiz
3. Please
4. Break Out
5. Word Hunt

Reading World

Summer Reading Month 2006

Name: \_\_\_\_\_

Word Hunt - Politeness

R	Q	W	E	P	R	T
E	E	T	I	L	O	P
S	H	T	F	E	D	Y
P	J	H	X	A	S	U
E	Y	A	Z	S	A	I
C	O	N	C	E	R	N
T	U	K	K	L	P	O


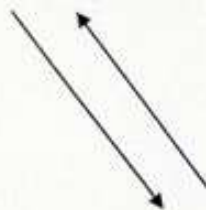

CONCERN

POLITE

PLEASE

THANK YOU

RESPECT



**Reading World**

Summer Reading Month 2006

Name: \_\_\_\_\_

**Break Out - Politeness**

1. Cross out POLITENESS and find the word hiding in the grid.

P	L	S	S
O	I	T	E
P	L	E	A
N	E	E	S

\_\_\_\_\_

2. Cross out THANK YOU, PLEASE, SMILE and find the word hiding in the grid.

T	P	K	L	U
I	H	O	O	I
L	A	A	Y	T
L	N	S	S	E
P	E	E	M	E

\_\_\_\_\_